

SPECIFICATION SHEET NO:

PSA  
02

DESCRIPTION:

PRESTIGE PUR  
2.00mm

DATE:

NOV  
2023

**ARCHITECTURAL SPECIFICATION / BOQ**

**SPECIFICATION:**

Supply and install Polyflor Prestige PUR Group T flexible PVC sheet flooring in 2.0mm thickness, homogeneous and monolayer in construction, and shall be manufactured by calendaring and pressing, to ensure a dense, smooth surface and non-directional design, the flooring shall incorporate a specially formulated polyurethane reinforcement, to significantly reduce maintenance costs, the flooring material shall conform fully with the requirements of EN 649/EN ISO 10581, the flooring must have a Use Area Classification of 23/34/43, as defined in EN 685/EN ISO 10874, in respect of flame spread, the flooring shall have been fully tested to EN 13501-1 and certified as having Class Bfl-S1, the flooring shall have been fully tested to ASTM E648 and certified as having passed with a Class 1 rating, making it suitable for use in institutional, commercial and public buildings. The flooring shall also have been tested to ASTM E662 and have a result of <450, with regard to EN 13893 for slip resistance, the flooring shall be classified DS, making it suitable for use in areas which are predominantly dry, but with occasional spillage, the product must have been fully tested for abrasion resistance to the Frick Taber test EN 660-2 and be in abrasion group T, as defined in EN 649, with regards to EN ISO 10581 the product shall be classified Type I, the flooring must possess a valid Agreement certificate when laid in accordance with the instructions of Polyflor, with coved skirtings and welded joints, this product does not accumulate static charges above 2kV and is classified as 'antistatic' when tested to EN 1815. For specialist applications where there is a requirement to dissipate the electrostatic charge, see the Polyflor ESD product ranges, the flooring must be available in 2.0 metre width, to minimise the number of joints, in respect of light fastness, the flooring shall have been fully tested to ISO 105-B02 Method 3 and obtain  $\geq 6$ .

Colour:

Code:

**INSTALLATION: (PLEASE NOTE: ALWAYS USE COMPATIBLE PRODUCTS FROM ONE SUPPLIER)**

See Lit 5N Technical Information Manual Section 3: Installation of Sheet.

**SPECIALIST FLOORING & WALL PROTECTION PARTNER**

Tel: 011 609 3500 | Email: [marketing@polyflor.co.za](mailto:marketing@polyflor.co.za) | [www.polyflor.co.za](http://www.polyflor.co.za)  
Poly Sales House, 8B Buwbes Road North, Sebenza, 1609, South Africa. PO Box 3967, Edenvale, 1610, South Africa

**MAINTENANCE:**

**NOTE: NEVER USE A BLACK PAD TO SCRUB A PUR COATED FLOOR**

**General Guidelines:**

PUR vinyl sheeting and tiles feature a cross-linked high quality polyurethane reinforcement. The floor should not be sealed.

**NOTES:** We highly recommend an effective barrier/entrance matting system to reduce the dirt tracked into the building. Never use a Black Pad on a PUR floor.

**Post Installation & Periodic Cleaning**

**Step 1:**

- All dust, sand and stones must be removed prior to scrubbing. This can be done with either a vacuum cleaner or by sweeping with disposable cloths such as **Masslinn**®.
- Scrub the floor using a solution of a neutral detergent such as **Proclean** diluted according to manufacturer's instructions, with a **Low-Speed Scrubber** fitted with a **3M Blue Cleaner Pad**. For detail work, use an edge cleaning tool with blue pad.
- Vacuum the dirty **Proclean** solution from the floor with a **Wet & Dry Vacuum Cleaner**. The floor should be thoroughly rinsed with clean water to remove any remaining chemical residue.
- If no machine is available, remove the solution from the floor using a mop and mopping system. The water and mop must be changed frequently to remove as much chemical residue as possible from the floor.

**Recommended Products:**

Vileda Microfibre  
Flat Mopping Unit  
Nilfisk Low Speed  
Scrubber &  
3M Blue Cleaner Pad  
Nilfisk VL500 Wet & Dry  
Vacuum Cleaner  
Masslinn Tool &  
Masslinn Cloths  
Proclean  
Neutral Detergent

**Daily Maintenance:**

1. Dust sweep with a disposable cloth system such as **Masslinn**® Tool and **Masslinn**® Cloths.
2. Spot mop wet sticky dirt with a double/single bucket mopping unit with the correct dilution of neutral detergent such as **Proclean**.
3. For larger areas, wash the floor using a **Nilfisk Automatic Scrubber-Drier**, **3M Red Buffing Pad** and low foam neutral detergent such as **Proslip**. For a sheen finish, use a **\*Green Eco Brilliance Pad** with clean water.
4. To enhance the sheen finish further, burnish the floor with a **\*Green Eco Brilliance Pad**.

**\*The Green Eco Brilliance Diamond Pad polishes the floor using billions of microscopic diamonds, thereby creating a sheen.**

**Periodic Cleaning:**

The floor may require periodic scrubbing in high traffic areas. In such cases, follow the Post Installation and Periodic Cleaning guidelines.

**Cleaning of Equipment:**

1. All equipment should be cleaned thoroughly after use.
  2. Pads should be rinsed or vacuumed depending on soiling.
  3. Single disc machines must be wiped with a damp cloth and disinfectant if needed.
- For more information on the above cleaning methods please contact us on 011 801 4600 or [info@industroclean.co.za](mailto:info@industroclean.co.za)

# Prestige PUR

HOMOGENEOUS



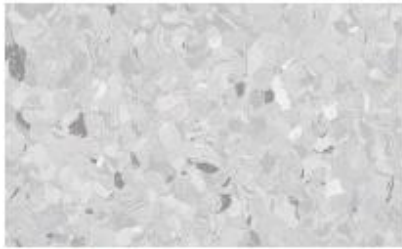
**Nutmeg 1910**  
NCS S 1510-Y50R

w/1 1910  
LRV 59



**Alabaster 1600**  
NCS S 2005-Y10R

w/1 0630  
LRV 59




**Ice Crystal 1950**  
NCS S 2002-R50R

w/1 1950  
LRV 57



**Pale Iris 1800**  
NCS S 2020-R40R

w/1 1800  
LRV 39




**Stone Blue 1840**  
NCS S 4010-R90R

w/1 1840  
LRV 30




**Grey Marl 1930**  
NCS S 3503-R

w/1 1930  
LRV 41



**Clove 1830**  
NCS S 4502-R

w/1 1830  
LRV 32



**Liquorice 1940**  
NCS S 4500-N

w/1 1940  
LRV 9

w/1 = wet rod    NCS = Natural Colour System    LRV = Light Reflectance Value

## Prestige PUR | Pearlazzo PUR

High performance, heavy duty homogeneous floor coverings with a polyurethane reinforcement for low cost, lifetime polish free maintenance. Prestige PUR features a non-directional duotone decoration, with tonal highlight chips and Pearlazzo PUR features a unique decoration comprising a blend of tonal chips and pearlescent flakes. Achieving BRE Global Environmental A+ Rating (ENP 472) in major sectors such as health, education and retail, Prestige and Pearlazzo are 100% recyclable and contain 25% recycled material.



Prestige PUR

	Gauge	ISO 24346 (EN 428)	2.0mm
	Roll Size	ISO 24341 (EN 426)	2m x 20m = 40m <sup>2</sup>
	Total Weight	ISO 23997 (EN 430)	2950/m <sup>2</sup>
	General Performance	EN ISO 10581 (EN 649) ASTM F1913	Conforms Conforms
	Use Area	ISO 10874 (EN 685)	
	Reaction to Fire	EN 13501-1 ASTM E662 ASTM E648 CAN/ULC S102.2 AS ISO 9239-1	Class Bfl-S1 +450 Class 1 FSV + 300; SDV + 500 =8.0 kW/m <sup>2</sup>
	Abrasion Resistance	EN 660-2	Group T
	Blister Content	EN ISO 10581	Type I
	Slip Resistance	EN 13893 DIN 51130	Class DS (dry condition) R9
	Residual Indentation	ASTM F970 (Modified) ISO 24343-1 (EN 433)	≤0.125mm (750 psi) ≤0.10mm
	Impact Sound Reduction	EN ISO 10140-3	4dB
	Static Electrical Propensity	EN 1815	≤2.0kV Classified as 'antistatic'
	Resistance to Chemicals	ISO 26987 (EN 423)	Good resistance
	Light Fastness	ISO 105-B02	≥6
	Caster Chair (continuous use)	ISO 4918 (EN 425)	Suitable
	VOC Emissions	Indoor Air Comfort GOLD AgBB/ABG FloorScore Finnish M1 Classification TVOC after 28 days	Eurofins certified product Pass Certified Certified ≤ 10µg/m <sup>3</sup>
	Responsible Sourcing	BES 6001	Excellent
<p><b>Environmentally Preferable Flooring</b> - Prestige PUR and Pearlazzo PUR achieve a BRE Global Environmental A+ Rating (Certificate No: ENP 472) in major use areas such as education and healthcare. Prestige PUR is Green Tag LCA rate certified with GreenRate level A - Gold Plus, Pearlazzo PUR is certified GreenRate level A - Gold. Generic EN 15804 Environmental Product Declaration (EPD) available on request. Prestige PUR and Pearlazzo PUR are 100% recyclable and contain 25% recycled material. Recyclable via the Recofloor scheme. Visit <a href="http://www.polyflor.com/sustainability">www.polyflor.com/sustainability</a>.</p> <p><b>PUR</b> - Prestige PUR and Pearlazzo PUR features a high quality, cross-linked polyurethane reinforcement, UV cured to provide a low-cost, polish free maintenance regime for the lifetime of the flooring.</p>			
	<b>Bacterial Resistance</b>	ISO 846 Part C	Does not favour growth
	<b>Ease of Radioactive Decontamination</b>	ISO 8690	Excellent
	<p><b>Hygiene</b> - All Polyflor commercial sheet vinyl ranges provide a continuous, impervious and hygienic flooring solution which can be confidently cleaned in accordance with recommended maintenance procedures and approved maintenance products. The implementation of an effective cleaning regime is the most important defence against infection.</p>		
	<p><b>Agreement Assurance</b> - Prestige PUR and Pearlazzo PUR have been independently assessed by the British Board of Agrément and product performance is assured for at least 10 years in recommended use areas. With proper maintenance, the appearance and colour will be retained during this period.</p>		
	<p>Polyflor homogeneous PUR ranges are compatible for use with the most commonly used alkali-based hard gels and are suitable for steam cleaning on a periodic basis. For information regarding handling and installation, adhesives, maintenance, applications and product warranty, consult Polyflor Customer Technical Services on +44 (0)161 767 1912, or email <a href="mailto:tech@polyflor.com">tech@polyflor.com</a>.</p> <p>The data presented is correct at the time of printing. For latest information, please visit our website <a href="http://polyflor.com">polyflor.com</a>.</p> <p>Decoration and shade may vary slightly from the samples shown.</p>		

